




ANNEXURE C

SARATOGA
L O N E H I L L



2 Bedrooms - 2 Bathrooms

Revision 4 - 07/11/2016

Type D1

Unit	74.6 m ²
Covered Patio	8.8 m ²
Total	83.4 m²

D1

ELECTRICAL LEGEND

	DOUBLE 15AMP SOCKET 300mm ABOVE FFL		INTERCOM
	DOUBLE 15AMP SOCKET 1050mm ABOVE FFL		TELEPHONE POINT
	SINGLE 15AMP SOCKET 1050mm ABOVE FFL		TELEVISION POINT
	SINGLE 15AMP SOCKET FOR EXTRACTOR FAN		STOVE ISOLATOR
	2 WAY SWITCH		LED DOWN LIGHT
	SWITCH		220V CEILING MOUNTED LIGHT
			DISTRIBUTION BOARD



* The areas are approximate and shall vary from the areas reflected on the sectional title plan.